

RHYMIN' TIGHT
WITH
MR. WHITE

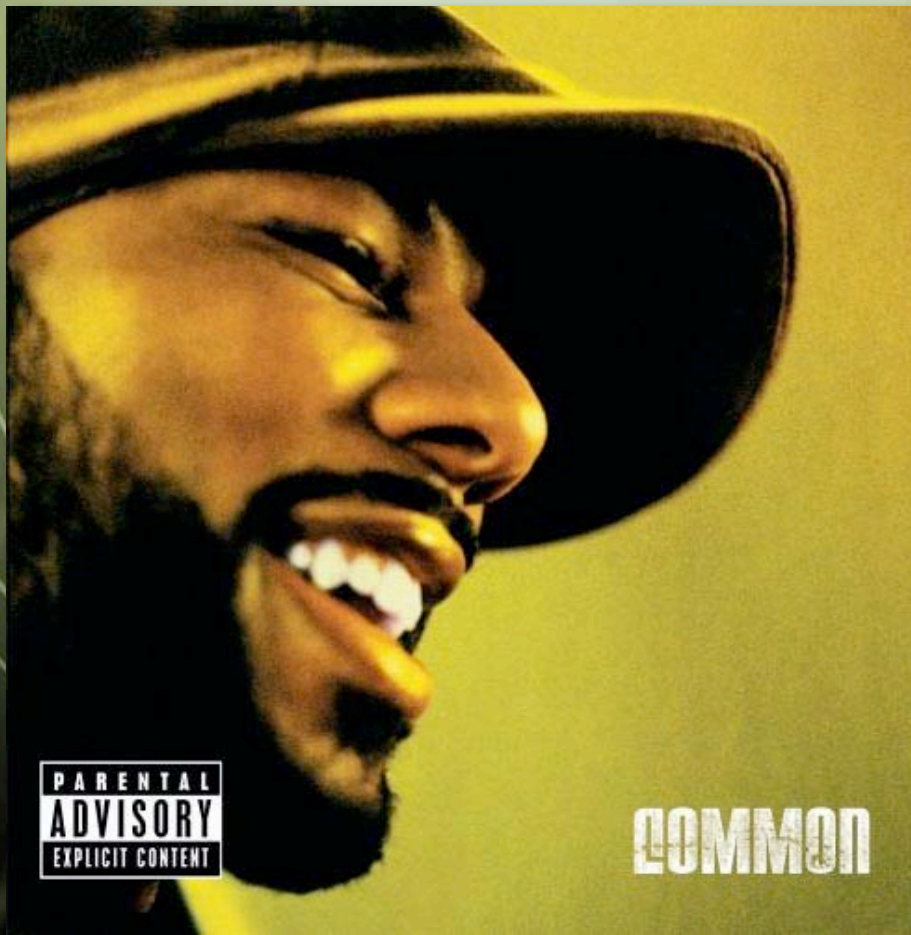
Jerome White
GNOWP 2007

Teacher Consultant Super Duper Extraordinaire
Algebra 2 & AP Calculus
Lusher Charter High School
jeromeawhite@gmail.com

Quote #1:

“I open my eyes

The corner’s like African Tribes”

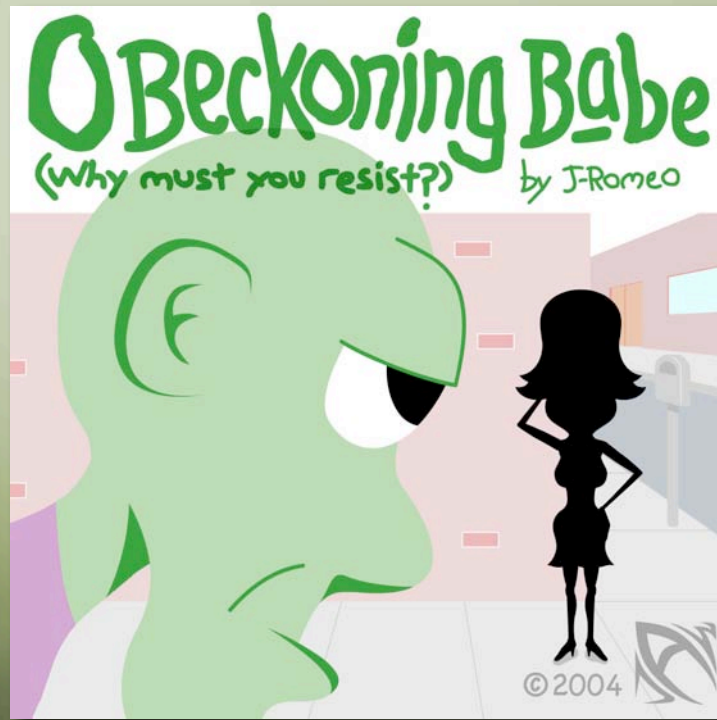


“The Corner (Remix)”
Common
2005



Quote #2:

*“I unclench my jaw
and untighten my fist”*



View animation at

<http://www.talljerome.com/obeckoningbabe.html>

Rationale



In this lesson, we will explore poems that incorporate an AAAA rhyme scheme.

This is a fun activity that:

- ⊕ Fulfills communication standard for NCTM in my math classes, or similar standard for other disciplines
- ⊕ Encourages students to find “connections” (metaphors, comparisons, contrasts,...) between things that may initially seem unrelated
- ⊕ Helps students build a structure for a poem that they may not normally explore (A cure for “I don’t know what to write about”).


List the “connections”
between these two images

#1




*List the “connections”
between these two images*

#2




*List the “connections”
between these two images*

#3





*List the “connections”
between these two images*

#4



*List the “connections”
between these two images*

#5



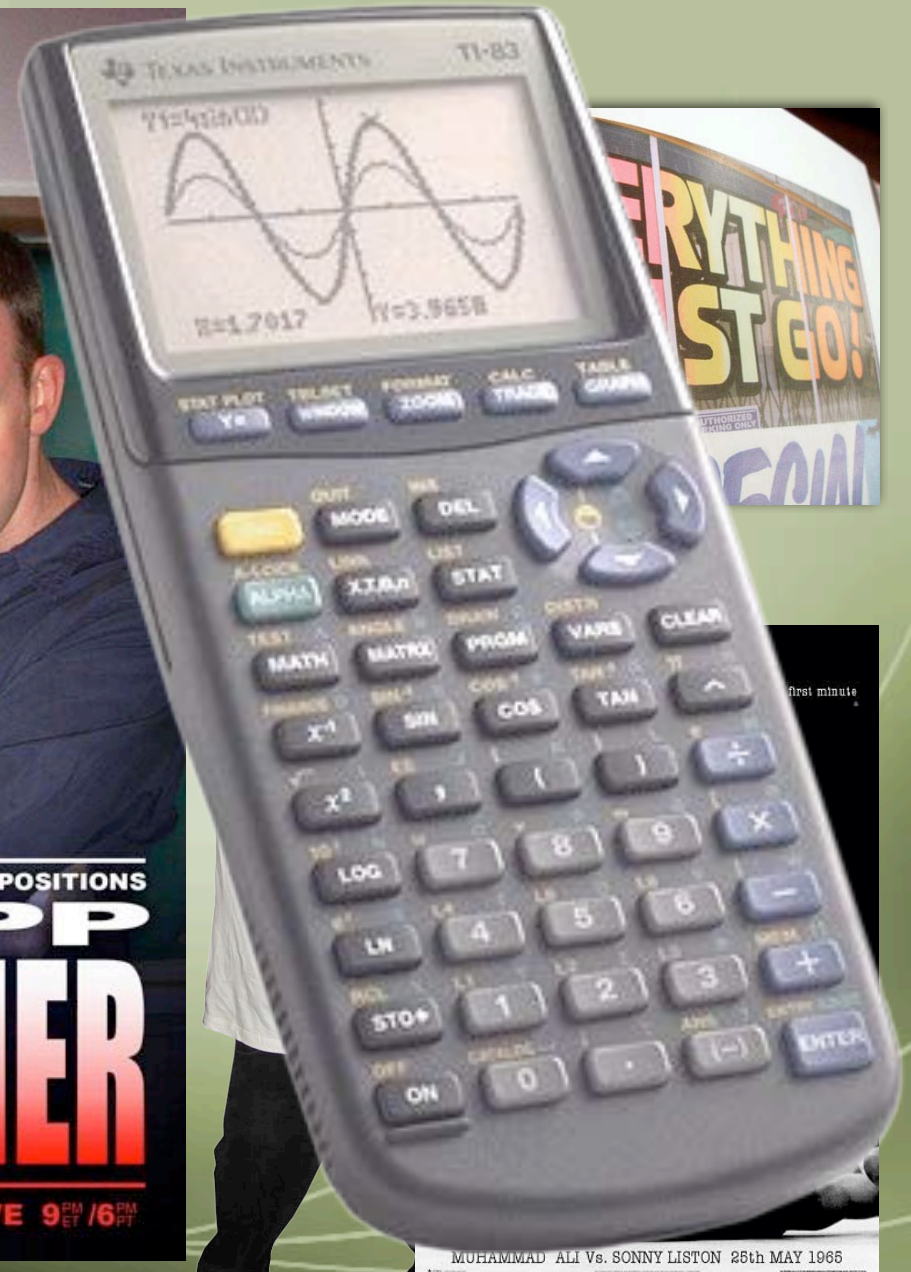
Here are my "connections":

A promotional poster for a boxing match. Two men, White Gusher and Depp Lusher, are shown in a boxing stance in a gym. A clock on the wall shows the time as approximately 10:10. Text on the poster includes:

MATH. ENGLISH. THEY CAN'T BOTH BE USEFUL.

THE CHALK-COVERED STALKER **THE PRINCE OF PREPOSITIONS**
WHITE DEPP
GUSHER AT LUSHER

LIVE ON PAY-PER-VIEW! SUNDAY, NEW YEAR'S EVE 9 PM ET / 6 PM PT



Writing an AAAA poem:

1. **Think of a key word** that you want to be the basis of your rhyme. Be sure to consider the “rhymability” of your word. Use the “idea dice” if you prefer.
2. **List all the rhyming words** for which you could conceivably draw a connection to your poem theme.
3. **Write some possible phrases** which end with the rhyming words.
4. **Arrange them into a logical order.** Develop the phrases into sentences, paying attention to the flow/meter of the super-dope poem.


How do you find all those rhymes?

After you think of a *key word*, try one or more of the following methods.


- ⊕ *Really* Old School: Refer to your own vocabulary knowledge.
- ⊕ Old School: Use a rhyming dictionary.
- ⊕ New School: Use an Internet rhyming dictionary. My favorite is <http://www.rhymezone.com>.

Let's make a math poem:

$$\lim_{x \rightarrow \infty} x$$



$$e/x$$



$$\int_0^{\pi} \sin x dx$$

$$\cos \theta$$

$$\log_2 64$$

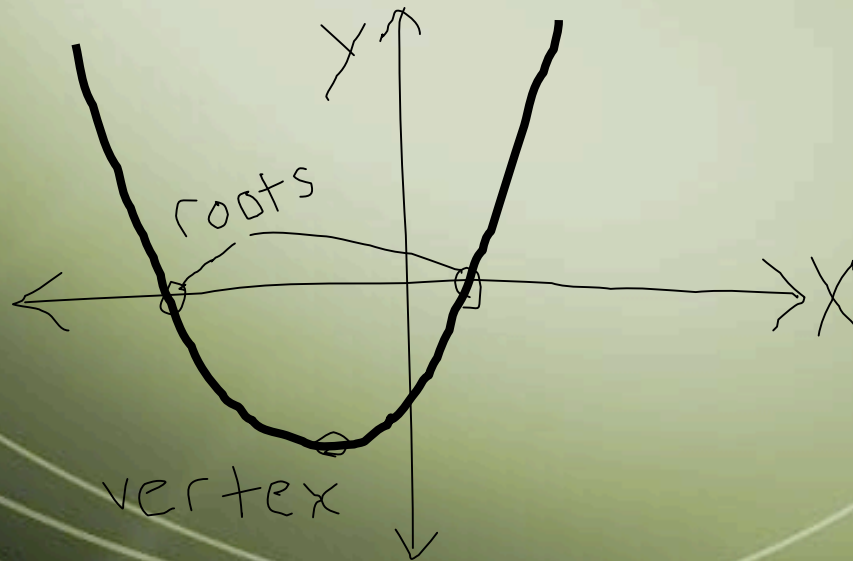
Example 1 of 3 for my math class

Cruisin' down the graph of a **parabola curve**

As I cross the x-axis, that's a root I observe


When I reach the vertex point, yo, that's when I swerve

And you say math is boring? Sucka, you got some nerve!



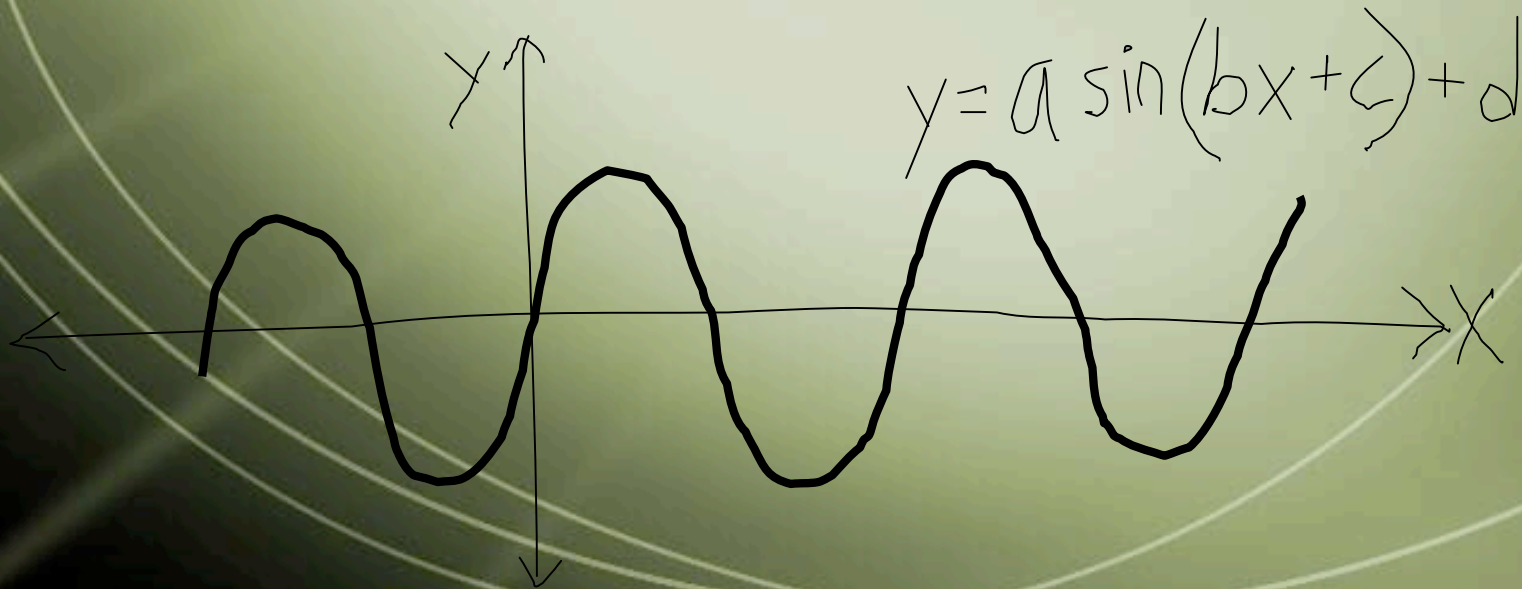
Example 2 of 3 for my math class

My name's Mr. White, this course is extra curricular
I'll drop a dope rhyme like I drop a **perpendicular**
I'm cuttin' slackers down like manslaughter vehicular
So always show your work, on a test in particular



Example 3 of 3 for my math class

If you're takin' PreCalc, bro, you'd better be brave
You're mood swings up and down like a bumpy sine wave
Is the graph convex, or shall we call it concave?
Man, I don't know, a simple answer I crave
My calculator's lyin,' yo, I wish it'd behave
Because this class is slowly sendin' me to my grave



Now you try!

*My mic is burnin' hot, so don't touch the flame
Go write yourself a poem, and I'll do the same
If your lyrics turns out weak, well I guess you're to blame
Don't let this math instructor put your rhymin' to shame
Follow what we're doin'? Take your stance. Ready, aim...
Fire out a verse. And please, don't **disclaim**.*

*That's for you,
Alice!*

15 minutes!



*Thanks for your time,
Now have fun with the rhyme!*



Click for more verses  

